

# An Overnight Stay in

Perfect for a Two Day Trip!!!

# AIZU-WAKAMATSU

## TRAIN

FUKUSHIMA AP	Shuttle Bus 40 min				
SENDAI AP	SENDAI	Tōhoku Shikansen 1 hour	KŌRI-YAMA	INAWA-SHIRO	AIZU-WAKAMATSU
	YAMAGATA	Yamagata Shikansen 1 hour 20 min			
NARITA AP OR HANEDA AP	TOKYO	Tōhoku Shikansen 1 hour 30 min			
	TOKYO	JR Joban Line 3 hours	IWAKI	JR Ban-etsu East Line 1 hour 30 min	
	ASAKUSA (TOKYO)	Aizu Kinugawa Line 3 hours 30 min	TAJIMA	Aizu Railway 1 hour 20 min	

**RECOMMENDATION** (Aizu Railway 1 hour 20 min)



Beautiful scenery can be seen from the windows of Aizu Railway trains.



Inawashiro Sta. (or Bandaimachi Sta.)



Enjoy Skiing on Mt. Bandai



Via Aizu-Wakamatsu Sta.

Tsuruga-jo, blanketed in snow and illuminated




GUIDED TOURS PROVIDED

Higashiyama Natural Hot Springs



WE CAN SHOW YOU AROUND

Stay the night




WE ISSUE AN ANNUAL EVENT SCHEDULE AND WALKING MAPS IN ENGLISH.

Visit Nanokamachi Street or enjoy Seasonal Events

## Winter Activities, Snowscape and Hot Springs Plan




Aizu-Wakamatsu Sta.



Kitakata Rāmen Noodles



Via Kitakata Sta.



Miyaizumi Sake Brewery & Sake Museum

SAKE TASTING AVAILABLE

GUIDED TOURS PROVIDED

### Major Events of the Season

- Landscapes of red and yellow autumn leaves from Oct. to Nov.
- Toka-ichi (a big New Year's market) on 10th Jan.
- The Painted Candle Festival early in Feb.
- Projection Mapping on Tsuruga-jo early in Mar.



TEL: 0242-26-7202  
 FAX: 0242-26-1533  
 E-mail: atic@aizutabinet.co.jp  
<http://aizutabinet.co.jp/yaea/index.html>

You can take buses or taxis around the cities.  
 Shuttle buses are available from stations to ski slopes.

\* This is only a sample of what Aizu has to offer. For more information about sightseeing spots and places of interest, please contact us.